

POLL TAPE PROJECT TRAINING

THIS TRAINING IS FOR IMAGING AND ANALYZING POLL TAPES FROM THE 2022 GENERAL ELECTION

IN TODAY'S TRAINING YOU WILL LEARN:

1. ABOUT TRANSPARENT ELECTIONS NC
2. WHAT A POLL TAPE IS
3. WHY IT IS IMPORTANT TO VIDEO-RECORD USING ACTUAL VOTE APP
4. WHAT PART OF THE VOTING SYSTEM PRINTS A POLL TAPE
5. WHEN & WHERE THE POLL TAPES ARE PRINTED AND SIGNED
6. COUNTY SPECIFIC: WHAT TABULATOR YOUR COUNTY USES
7. HOW TO VIDEO-RECORD TAPES AT THE COUNTY IN A POST-ELECTION SITUATION: TIPS & TECHNIQUES
8. AFTER YOU VIDEO-RECORD TAPES - NEXT STEPS

Transparent Elections NC

Our mission is to confirm that every eligible vote is counted as the voter intended by working with elections officials to ensure that elections are secure, transparent, robustly audited, and publicly verified.

EVIDENCE BASED ELECTIONS

“The principle of ‘evidence-based elections’ is that local election officials should not only find the true winner(s) of an election, but they should also provide the electorate convincing evidence that they did.”

– Andrew Appel & Philip Stark

Lynn Bernstein

BS in Aerospace Engineering from the University of Colorado, Boulder
Laboratory for Atmospheric and Space Physics
Ball Aerospace - Integration & Test Engineer

Founded 2019 after many years of studying NC elections
address lack of transparency in elections

Trained to work as an international election observer

Core Belief:

successful election = one where the public trusts the results
not because someone says we should,
but because the election is worthy of trust

Trustworthy election = secure, **transparent**, robustly audited, and **publicly verified**

Passion is to educate and empower members of the public to engage in non-partisan observation
and public verification

What is a Poll Tape?

NC counts votes using electronic tabulators aka. Scanners



Long receipt that tabulator prints

Zero portion printed upon bootup & opening polls
should be signed
should not be torn off

Results portion printed after scanner tabulates votes closing polls on election night
should be signed

- vote totals for each contest
- serial # of machine
- date polls opened
- time polls opened
- battery charge %
- modem status - should indicate none found
- save ballot images - should indicate “save all”
- public count (election odometer)
- protected count (lifetime odometer)
- date/time polls closed

Why Video-Record Poll Tapes?



POLL TAPES DID NOT MATCH

Susan Pynchon, founder of [Florida Fair Elections Coalition](#), shows why the public should verify that totals on the results poll tape match the vote totals that are reported to the state. In this case, election officials corrected the discrepancies.

This short clip is from the documentary "[Hacking Democracy](#)". Although the documentary is from 2006, the same type of technology with the same vulnerabilities are still in use throughout the US and in NC.



FAQ.

Why video-record the poll tapes on an app rather than take a photograph?

Actual Vote App by America Counts

America Counts - Actual Vote Information <https://americacounts.us/our-election-auditing-apps/>

You will need to download Actual Vote app onto your phone for the training

(we will troubleshoot after the meeting if you are having trouble downloading the app)

icon for [iOS](#)



iOS

icon for [Android](#)

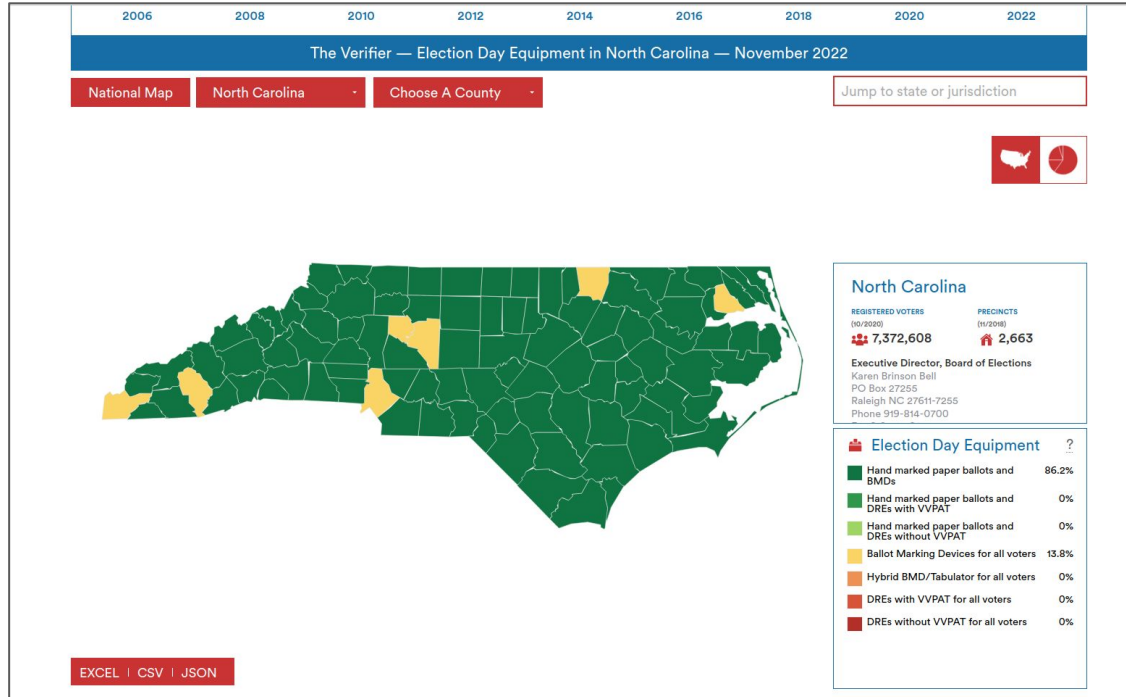


Android

- need to use original, signed poll tapes
- crowdsource collection of poll tapes & important data they contain
- after poll tape videos are uploaded to secure server - publicly available for everyone
<https://av.democracycounts.org>
- Actual Vote helps train groups to transcribe & analyze tapes once uploaded

What Tabulators Are Used in Your County?

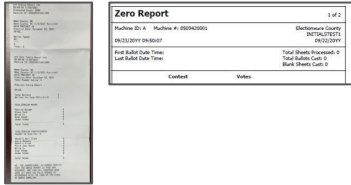
Verified Voting
<https://verifiedvoting.org/verifier>




When Can We “Witness the Vote Count” in NC?

Absentee Meetings

BOE staff print zero tapes or zero reports



BOE approves ballot container envelopes




BOE staff open & scan ballots in public meeting
any ballot opened must be scanned at the same public meeting




Early Voting

Chief Judge prints zero tapes
tape should remain attached to scanner




voters insert ballot in scanners
“public count” increments by 1
“protected count” increments by 1



Chief Judge should leave configuration report & zero portion of tape attached.

Election Day Meeting 2 pm


(optional)



ISSUE: poll tapes do not become public record until 7:30pm

1. Early votes tabulated
2. Absentee votes tabulated
3. poll tapes & poll reports printed
4. county BOE sign tapes & reports


Poll tapes/reports must be in full public view until 7:30pm



Election Night Meeting

All Precincts 7:30 pm

Chief Judge prints results tapes at precinct voting location



What is a Poll Tape vs Poll Report?

FR34

```
*** CONFIGURATION REPORT ***
8:12 PM April 6, 2022
Unit Serial Number: 0113399563

VOTING DEVICE INFORMATION

HARDWARE CONFIGURATION
Current Time Date:
4:12 PM April 6, 2022
Time Zone: America/New_York
Diverter Status: Detected
Touch Screen: OK
Power Source: AC
Batters Charge: 100%
Modem Status: Not Detected
Universal Voting Console: Not Detected
Scanner Board: AH8195
Motherboard: EP1A-EK
Installed RAM: 512MB

STORAGE
Available System Log Storage: 67 MB
Available Ballot Storage: 0 MB
Available Backup Storage: 0 MB
All data paths and memory locations OK

FIRMWARE
Scanner Firmware: 3.1.0.0
Power Management Firmware: 1.2.14.0
DS200 Firmware Version: 2.12.2.0

Protected Count: 5

ELECTION QUALIFICATION INFORMATION
Election Name: Field Services Favorite Things Test
Election Date: 2020-10-20
Election Qualification Code: 4785796

ELECTION NOT LOADED
```

```
*** BALLOT STATUS ACCOUNTING REPORT ***
9:12 AM April 7, 2022
Unit Serial Number: 0113390425

Johnston County, North Carolina
Official Ballot
0070 PRIA_WEST CLAYTON 1
Election Date: May 17, 2022
Poll Opened Date: April 07, 2022
Poll Opened Time: 9:12 AM
Poll Closed Date: No
Poll Closed Time: No
Poll Voting Report

Master Accounting:
Total Blank: 0
Total Overvote: 0
Total Undervote: 0

Ballot Counts Per Party

Democratic 0
Republican 0
Nonpartisan 0

Total Paper Sheets: 0
Total ExpressVote Cards: 0 *

Ballots for Code 00001-01-01 0
Ballots for Code 00001-03-01 0
Ballots for Code 00002-02-01 0
```

2 of

Zero Report

Machine #: 8515040167 Johnston County, North Carolina
Official Ballot
04/08/2022 12:50:15 05/17/202

Contest	Total Sheets Processed	Total Ballots Cast	Blank Sheets Cast
Drew Bulecza	0	0	0
Over Votes	0	0	0
Under Votes	0	0	0
Total	0	0	0
2128_US HOUSE REP DIST 13 - REP (Vote For 1)			
Kelly Kathleen Daughtry	0	0	0
Renee Elmers	0	0	0
Bo Hines	0	0	0
Kent Kersey	0	0	0
Jessica Morel	0	0	0
Chad Slotta	0	0	0
Kevin Alan Wolff	0	0	0
DeVan Barbour	0	0	0
Over Votes	0	0	0
Under Votes	0	0	0
Total	0	0	0
2089_SUP CT ASSC JUSTICE SEAT 5 - REP (Vote For 1)			
Victoria E. Prince	0	0	0
Aprit C. Wood	0	0	0
Trey Allen	0	0	0
Over Votes	0	0	0
Under Votes	0	0	0
Total	0	0	0
1120_CT APPEALS JUDGE SEAT 9 - REP (Vote For 1)			
Beth Freshwater Smith	0	0	0
Donna Stroud	0	0	0
Over Votes	0	0	0
Under Votes	0	0	0
Total	0	0	0
1126_CT APPEALS JUDGE SEAT 11 - REP (Vote For 1)			
Michael J. Stading	0	0	0
Charlton L. Allen	0	0	0
Over Votes	0	0	0
Under Votes	0	0	0

Configuration Report
DS200
video link

Zero Report
DS200

Zero Report
DS850

What Will You Need

- ❑ 10-14 volunteers to go to county BOE at the same time - takes about 6 hours if working in parallel.
- ❑ Once you have enough committed volunteers, County Lead should coordinate with the county Election Director.
potential dates, location, how many tables will be available, restrictions on handling tapes
- ❑ Create & print spreadsheet checkoff list: all precincts, absentee tabulators, early voting site tabulators.
columns: location, precinct number, notes
- ❑ Stands for imaging tapes - 1 stand per table
inexpensive and easy to make
- ❑ Roll of clear archival tape (in case any part of a tape is accidentally ripped), gloves for anyone handling tapes (L/M), paper clips, rubber bands, 1-2 staple removers, clipboard & pen for spreadsheet checkoff list
- ❑ 1-2 cell phones per table with Actual Vote app installed - **make sure you practice with a cash register receipt**
- ❑ I highly recommend setting up a cell phone or video recorder in the corner of the room to capture the entire process in case anything comes into question. CYA

How To Make Stands

Recommendation: 3-8 stands per county so people can simultaneously work (depending on county's size)

Someone in your group or area may need to help make stands to assist in video-recording poll tapes. The stands should be **approximately 9 inches tall with a minimum of 4 inches for the opening on the bottom where you will be feeding the poll tape through**. There should be a flat surface on top to rest your cell phone and an **opening in the top that is approximately 3" x 1.5"** to allow the camera lens to focus onto the poll tape, which will be pulled underneath the stand. The camera and stand will not be moving.

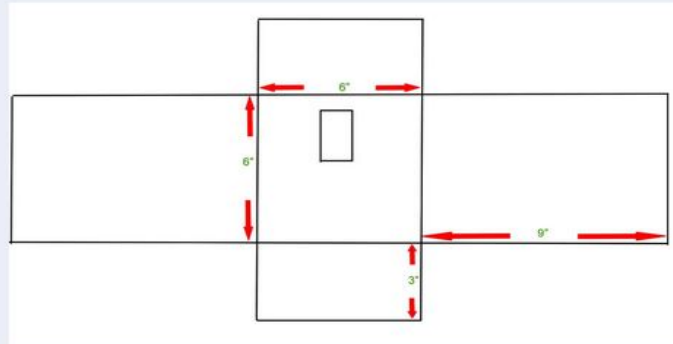
examples below: stand made from foam board



Foam Board & Hot Glue Gun Stand

1. Cut one piece of foam board measuring 24" x 12"
2. Mark lines and cut to match diagram on right.
3. Score (but do NOT cut) fold lines.
4. Cut area for phone camera - approx 1.5" x 3"
5. Fold wings downward.
6. Use a glue gun or clear packing tape to connect sides.

Kathy Maney designed, built & shared stand with TENC. Thank you, Kathy!



step 3



step 5



step 6

Best Practices for Inspection of Public Records

ALWAYS be civil to BOE staff and election officials as well as other volunteers. There will be many election officials who are not civil to the people they serve - some may be outwardly hostile to you.

You must remain civil at ALL TIMES. My mentor has the right idea, "Once you lose civility, you've lost."
Most poll workers and election officials just doing what they were trained to do so be kind to them.

When handling public records, **you must always ask the custodian of records for permission, not forgiveness.** [ex. Wake ED and I established the method for handling poll tapes in that county.; taping them to the wall is not allowed, but putting them on a table to be scanned is allowed. Be specific with the custodian of records about how you are allowed to handle tapes. When in doubt, ALWAYS ASK!

Use gloves while handling election records

Put everything back where you found it and in the order you found it in

CYA. Always use the buddy system when inspecting records at the BOE so there is someone else there to vouch for you should events ever come under question. Act as though you are being recorded, because you probably are. I highly recommend that someone in your group set up a video camera with audio to record your entire time there.

Tips & Techniques

- check that the tapes you are shown at the BOE are the **original, signed poll tapes**
- rearrange tables to spread out (if you are able)
- 2 people per table to video record tapes & roll/ fold tapes back up for storage
- designate 1 person to ensure that each tape has been uploaded through app
- designate 1 person to ensure that all tapes are returned as they were found
- use pre-made stands - inexpensive and easy to make
- open Actual Vote app and login (you must login)
- place phone's rear camera facing down through hole in the stand
so you can see unobstructed view of screen
- unroll poll tape and place at start of stand
- check that the screen is showing the poll tape
- enter precinct number before video recording
- after starting recording begin to pull tape through the stand until end of tape
- use the 1, 2 slide... 1, 2, slide technique - look on secure server to see what a good quality video looks like
- do not delete video recordings from the app on your phone after uploading (even if it says it's been uploaded)
- check that poll tapes were uploaded to secure server <https://av.democracymcounts.org> before deleting from phone